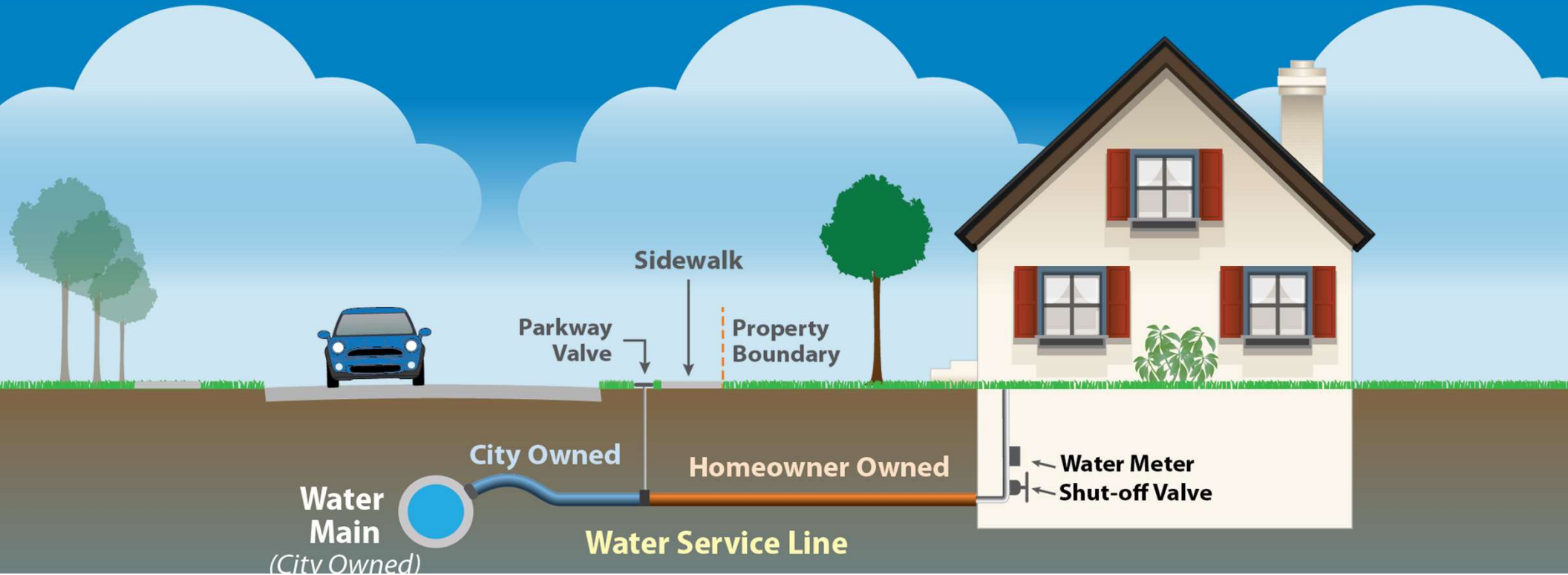




CITY OF EVANSTON

Lead Service Line Replacement


Lead Service Line Replacement 2024 Private Side Replacement Pilot Project




Housekeeping



- Attendees will be off video and on mute for most of the meeting.
- There will be a Q&A session near the end. You can start sending your questions in the chat, and we will read them out loud. You will be given the option to speak your question or comment, if you prefer.
- Visit <https://www.evanstonleadreplacement.org/pilot-project-lslr> for information on today's meeting.
- If you encounter any tech issues, message us in the chat.




Introductions




City of Evanston

Consulting Engineers



Agenda

- Introductions
- Project Overview
- Next Steps
- Questions & Answers



Overview

2024 Lead Service Line
Private Side Replacement
Pilot Project



CITY OF EVANSTON
Lead Service Line Replacement



Overview of 2024 Private Side LSLR Pilot Project




Overview of the 2024 Private Side LSLR Pilot Project



SCAN QR CODE

<https://www.evanstonleadreplacement.org/pilot-project-lslr>


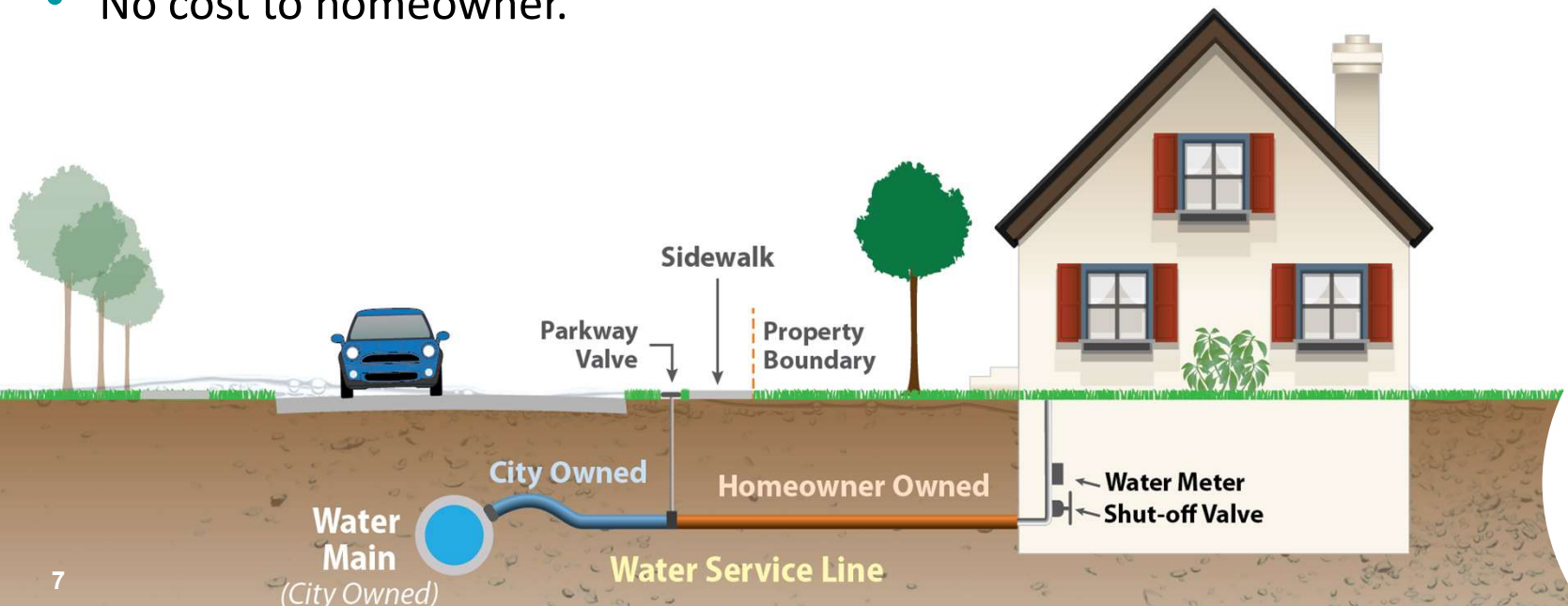
OR TYPE IN WEBSITE ADDRESS



Overview of 2024 Private Side LSLR Pilot Project




- Lead service line replacement will include the Homeowner Owner (Private side) replacement only.
- The private side replacement is voluntary and “first-come, first-serve” for those who live at a property that is eligible to participate.
- No cost to homeowner.



Overview of 2024 Private Side LSLR Pilot Project




- Lead service line replacement will include the Homeowner Owner (Private side) replacement only.
- The private side replacement is voluntary and “first-come, first-serve” for those who live at a property that is eligible to participate.
- No cost to homeowner.



History of 2024 Private Side LSLR Pilot Project



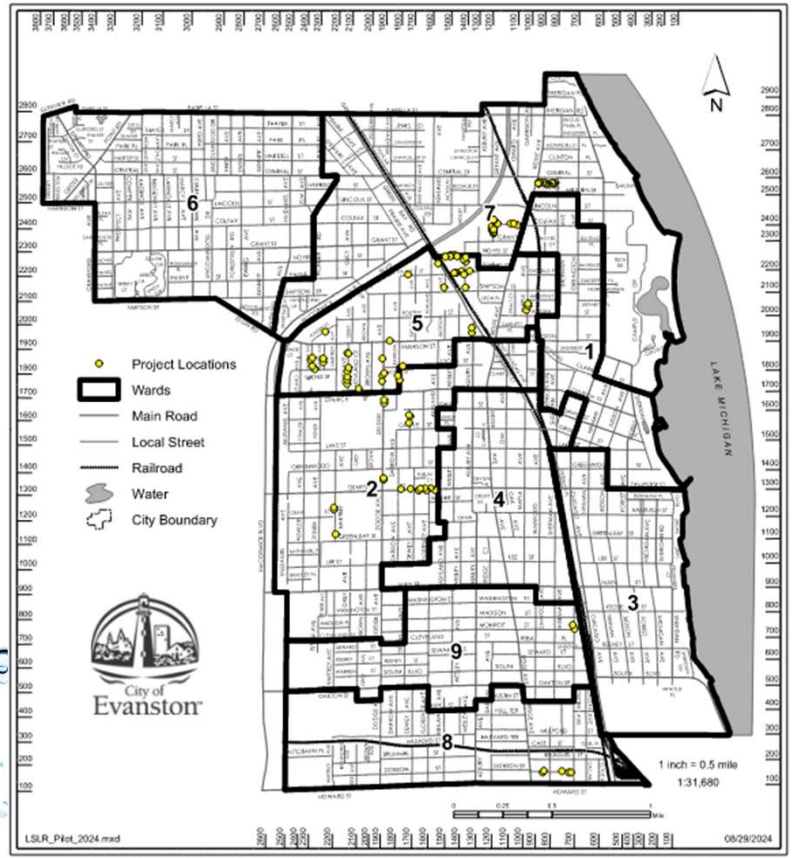
- Outreach – 2022 - Initial Targeted outreach to eligible locations
- Funding
 - December 2022 - State Senator Mike Simmons helped secure a \$1 Million grant from the Illinois Department of Commerce and Economic Opportunity (DCEO)
 - April 2024 - Grant Agreement Finalized
- Council Approval – September 9, 2024
- Re-engagement
 - September 13th - Re-Engagement Letter/45-Day Notice
 - September 24th - Virtual Public Meeting
- Mobilization – October 28th - Earliest



Project Locations




**Location Map
2024 LSLR Pilot Project**



Block Distribution

BLOCK	TOTAL LOCATIONS
DARROW AVE - 1700 BLOCK	2
DEMPSTER ST - 1500 - 1600 BLOCK	9
DEWEY AVE - 1500 BLOCK	3
DODGE AVE - 1500 - 1600 BLOCK	4
DODGE AVE - 1700 - 1800 BLOCK	4
GREENLEAF ST - 2100 BLOCK	1
HARTREY AVE - 1200 BLOCK	2
ASBURY AVE - 1900 BLOCK	2
CHURCH ST - 2000 BLOCK	1
EMERSON ST - 1800 BLOCK	1
FOSTER ST - 2200 BLOCK	1
GREEN BAY RD - 2200 BLOCK	1
GREY AVE - 1700-1800 BLOCK	7
JACKSON AVE - 2100 BLOCK	1
LAUREL AVE - 1800 BLOCK	2
LEMAR AVE - 1800 BLOCK	4
LEONARD PL - 1300-1400 BLOCK	5
LYONS ST - 1700 BLOCK	1
2010 MAPLE AVE - 2000 BLOCK	3
NOYES ST - 1400 BLOCK	6
PAYNE ST - 1700 BLOCK	1
WESLEY AVE - 2100 - 2200 BLOCK	5
BRYANT AVE - 2300 BLOCK	10
1010 COLFAX ST - 1000-1100 BLOCK	4
RIDGE AVE - 2500 BLOCK	2
RIDGE TERR - 800 BLOCK	11
CUSTER AVE - 100 BLOCK	1
CUSTER AVE - 700 BLOCK	2
DOBSON ST - 700 - 800 BLOCK	4



This map is provided "as is" without warranties of any kind. See www.cityofevanston.org/insandsc/claims.htm for more information.

Next Steps

2024 Lead Service Line
Private Side Replacement
Pilot Project




CITY OF EVANSTON
Lead Service Line Replacement



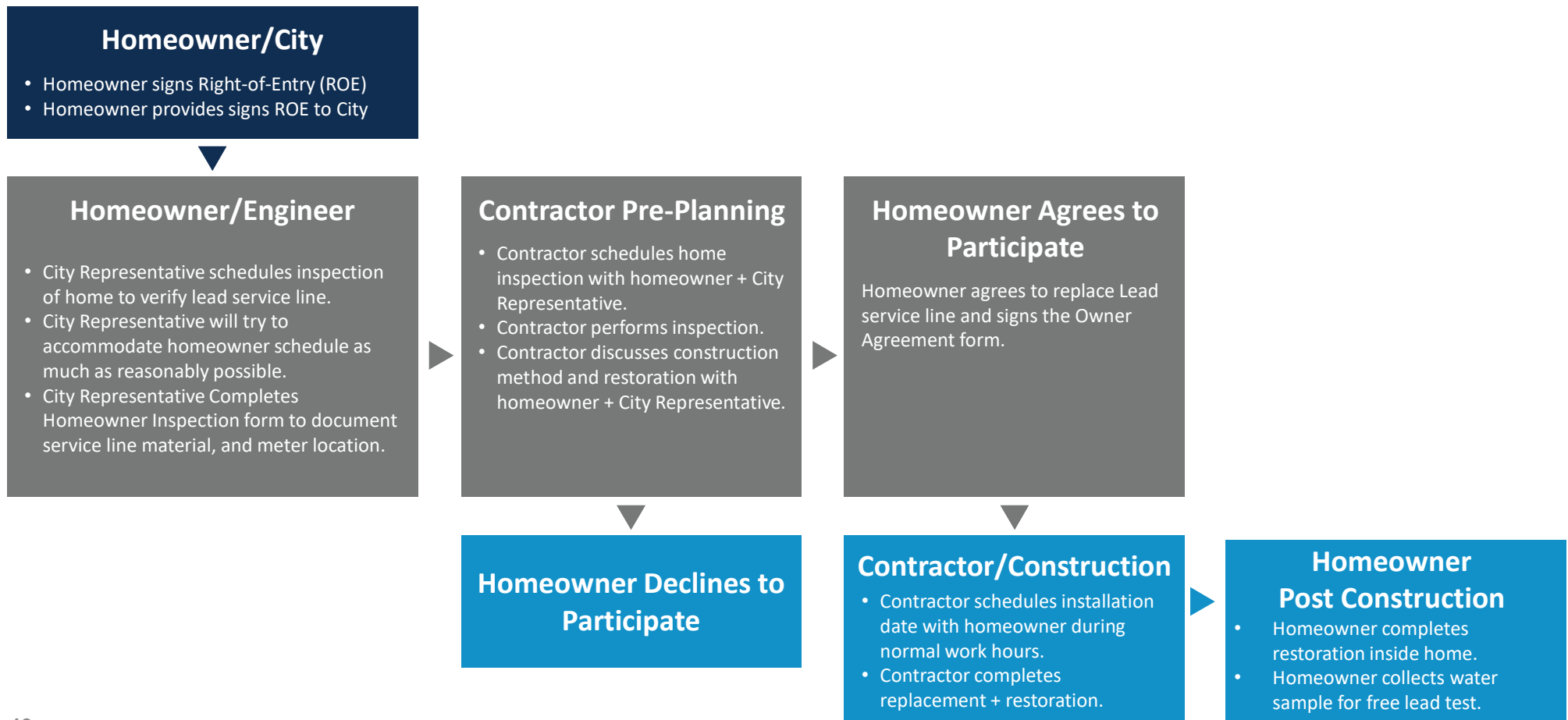
Outreach and Communication



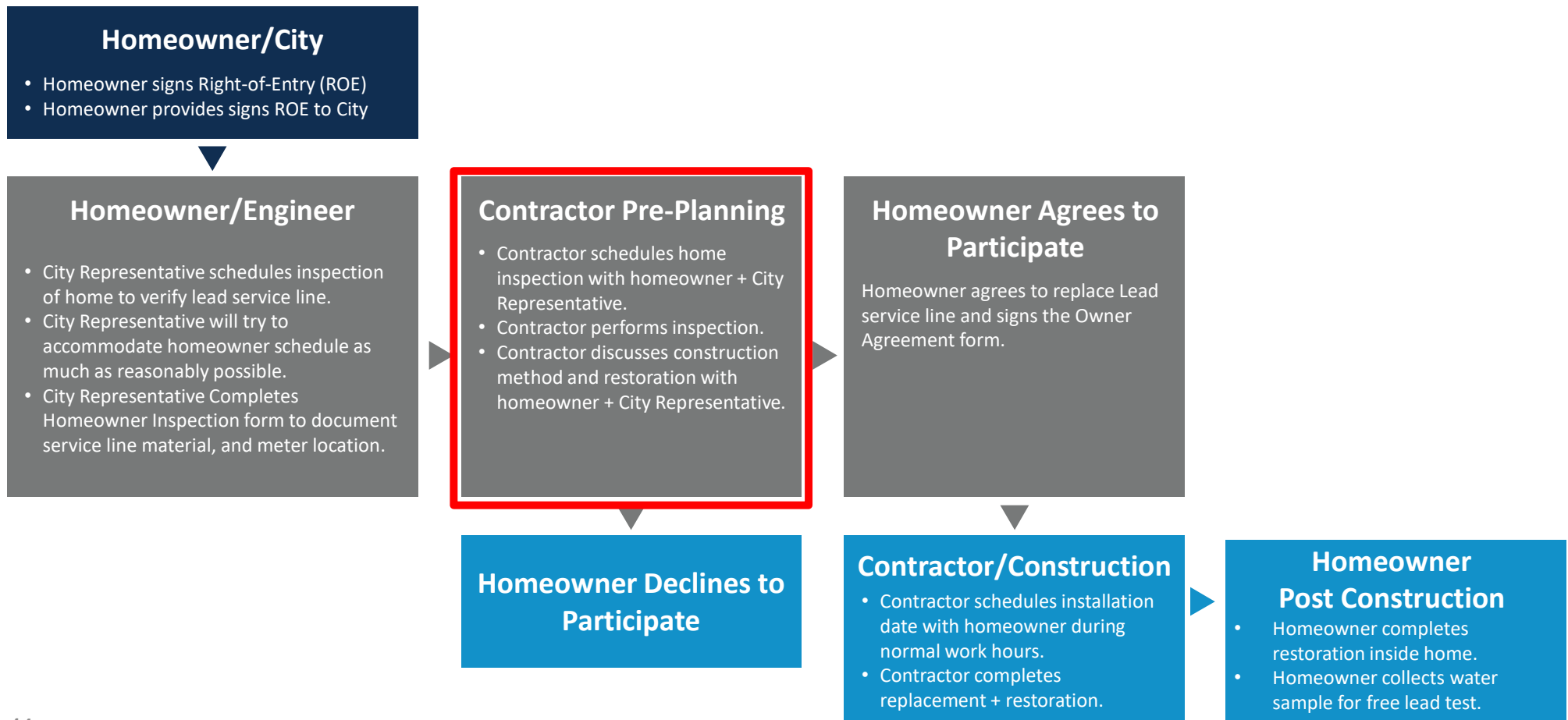
- Re-Engagement Letter
- Public Meeting
- Notices
 - 45-Day (City Door Hanger) – Start of construction
 - 14-Day (City Door Hanger) – Start of construction
 - 10-Day (City Newsletter) – Start of Construction
 - 48-Hour (Contractor) – Water Shut Off
 - 24-Hour (Contractor) – Water Shut off
 - 15-Minutes (Contractor) – Water Shut off
- Contractor Meeting
- Post-Construction Follow-up



LSLR Process Summary




LSLR Process Summary



Contractor Pre-Planning Meeting



- Contractor schedules home inspection with homeowner + City Representative.
- Re-Sign ROE.
- Contractor performs inspection.
- Contractor discusses proposed work -homeowner + City Representative.
 - Preparation
 - Construction
 - Post-Construction Conditions
- Sign Property-Owner Agreement Form
- Tenants help facilitate



Property Owner Agreement Form



CITY OF EVANSTON
LEAD SERVICE LINE REPLACEMENT

Property Owner's Agreement Form



Date:	Appointment Time:
Property Owner Name:	
Account No.	Address of Property:

I am the owner of the property at the above-named address ("Property"). I have volunteered to have the full lead water service line that serves my Property, including that portion of the lead service line on and in my Property, replaced with a copper service and a water meter or meter vault, and accessories installed at my address. The City of Evanston ("City") representative has explained to me the replacement and installation processes. I hereby give permission to have the water service, meter and accessories installed including:

Items Needed:	Consent (Property Owner Initials):	Statement	Notes
		I understand that the Owner is solely responsible, at Owner's cost, for restoration of internal surfaces or finishes, and restoration of any other items internal to the home removed or disturbed in the performance of the work, including without limitation, walls, bathroom fixtures, tiles, flooring, and other internal surfaces.	
		I agree to allow an opening (such as coring or other approved method) through my wall. The opening will be sealed against leakage however the wall finishing (such as drywall, painting, etc) will not be restored by the Contractor.	
		I agree to allow the cutout of my floor to allow installation of the water service. I understand that a City representative will repair the floor as smooth concrete, but not restore any associated flooring materials.	
		The City is not assessing the condition of my Property's existing plumbing. I agree to hold the City harmless for damages caused to my Property's existing plumbing as a result of the installation of the new water service and meter. Some existing plumbing materials, such as galvanized steel, may be fragile.	
		I agree to allow my private drain to be repaired with ductile iron if it is found to be broken. The existing private drain diameter is _____ and the new private drain diameter will match the existing	

		I agree to allow the disturbance of soil, grass, plantings, and other landscaping on and within my property. Restoration will be in-kind depending on availability, and grass will be restored with top soil and seed. The owner is responsible for watering all restored landscaping.	
		I agree to all for the removal of _____ trees and that these trees will not be replaced.	
		I agree to remove the following items from inside my property (see Notes if applicable) prior to installation, and I will be responsible for replacement/re-installation:	
		I understand that these items will be demolished (see notes) during construction and not replaced:	
X		On the Work Date, any landscaping, improvements personal property or other items obstructing access to or impending performance of the Work may be removed by the City in order to perform the Work and the Owner hereby waives all claims against the City for damage due to removal of items necessary to perform the Work. If the obstruction are extensive, the City shall have the right to terminate this Agreement or delay the Work until Obstructions are removed by the Owner.	
X		I understand that I continue to own and maintain the water service from the service valve (also referred to as bbox or parkway valve) to my home.	

City Representative

Property Owner*


Contractor

Date

Preparation




- Homeowner Responsibilities
 - Sign Property Agreement Form
 - Provide access
 - Schedule Work
 - Clear interior areas to allow replacement
 - Be Present
- Contractor Responsibilities
 - Notification
 - Schedule
 - Perform the Replacement




Construction



- Notices: 14 Day /48 Hour / 24 Hour
- 3-10 Days Overall + Restoration
- 1 Day Replacement / 4 to 8 hours without water
- Excavate Outside
- Penetrate Wall or Floor
- Disconnect Old Water Service
- Install New Water Service – Trenchless*
- Replace Water Meter
- Reconnect service
- Patch Wall or Floor
- Flush





Construction





Construction





Construction



Construction




Construction



Post Construction



- Restoration at your leisure
- Point of Use (POU) Filter Pitcher
- Flush Instructions
- Lead Testing Kits
- Test water quality 3 months post replacement
- Feedback



Next Steps - Review

- Schedule Meeting with Contractor/City
- Sign ROE and Property-Owner Agreement Forms
- Coordinate Installation Date



Questions



- Reach out directly to:


Hibo Mohamed

hmohamed@cityofevanston.org

847-448-8215

- View the FAQ for additional questions/responses located on the website

<https://www.evanstonleadreplacement.org/>



Q&A



CITY OF EVANSTON
Lead Service Line Replacement





CITY OF EVANSTON

Lead Service Line Replacement

Thank you for joining this virtual meeting!



<https://www.evanstonleadreplacement.org/pilot-project-lslr>